

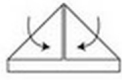
LETS MAKE A PAPER BOAT

First, cut along dotted line to remove instruction card.

1) Fold paper in half top to bottom.



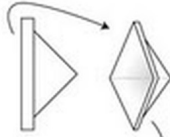
2) Fold top corners to the middle.



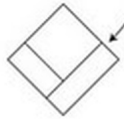
3) Fold bottom edge of the paper up on each side.



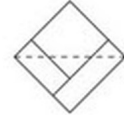
4) Open up boat, bring the corners together and fold back down to make a square.



5) Take one lower corner of the square and fold it upwards. Flip the piece over and do the same for the other corner to make a triangle.




6) Open up the folded triangle, bring the corners together and squish the triangle into a smaller square.



7) Now pull the outer corners of the square, one in each hand. Keep pulling to unfold your boat.



8) Turn the boat over and expand the hole in the bottom. This will help it balance and float better.



Need help? Come to the school for help making your boat!



HELP KEEP US AFLOAT

www.igg.me/at/gss-recovery



www.igg.me/at/gss-recovery

DONATE NOW!

HELP KEEP US AFLOAT

www.igg.me/at/css-recovery



www.igg.me/at/css-recovery

DONATE NOW!

YOU CAN SAVE OUR SHIP

In March 2014 a fire broke out in the apartment directly above our school at 72 Warren Street. It triggered the fire sprinklers and flooded all of the floors below, including our administrative offices and performance space! Luckily no one was hurt in the fire and most of our classroom space was spared. However, parts of our school sustained significant water damage and must be completely renovated before we can inhabit them again.

Good news:

We have insurance!

Bad news:

Parts of our school are unusable and insurance will only cover a portion of what was destroyed.

We need your help to get our school back in shape. Please donate on our Indiegogo crowd funding page:

www.igg.me/at/css-recovery

or help us spread the word by contacting friends and family and letting them know how much Church Street School means to you.

Thanks for your Help!