

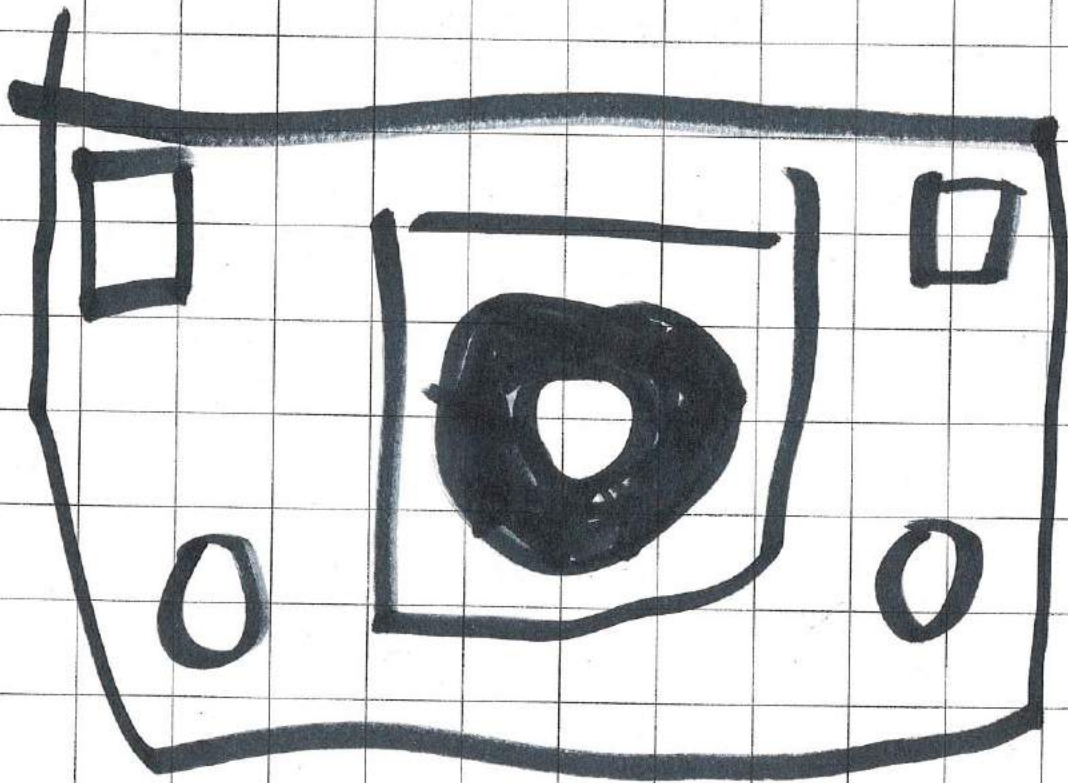
# Fashion Week!



Summer 2021

Church Street School for Music & Art

# FASHION MAGAZINE



# Designers:



Colette



Henry



Felicity



Luke



Rachel



Sybil

# Teachers:



Wendy



Romina



Bianca





Mia

CAT  
FASHION

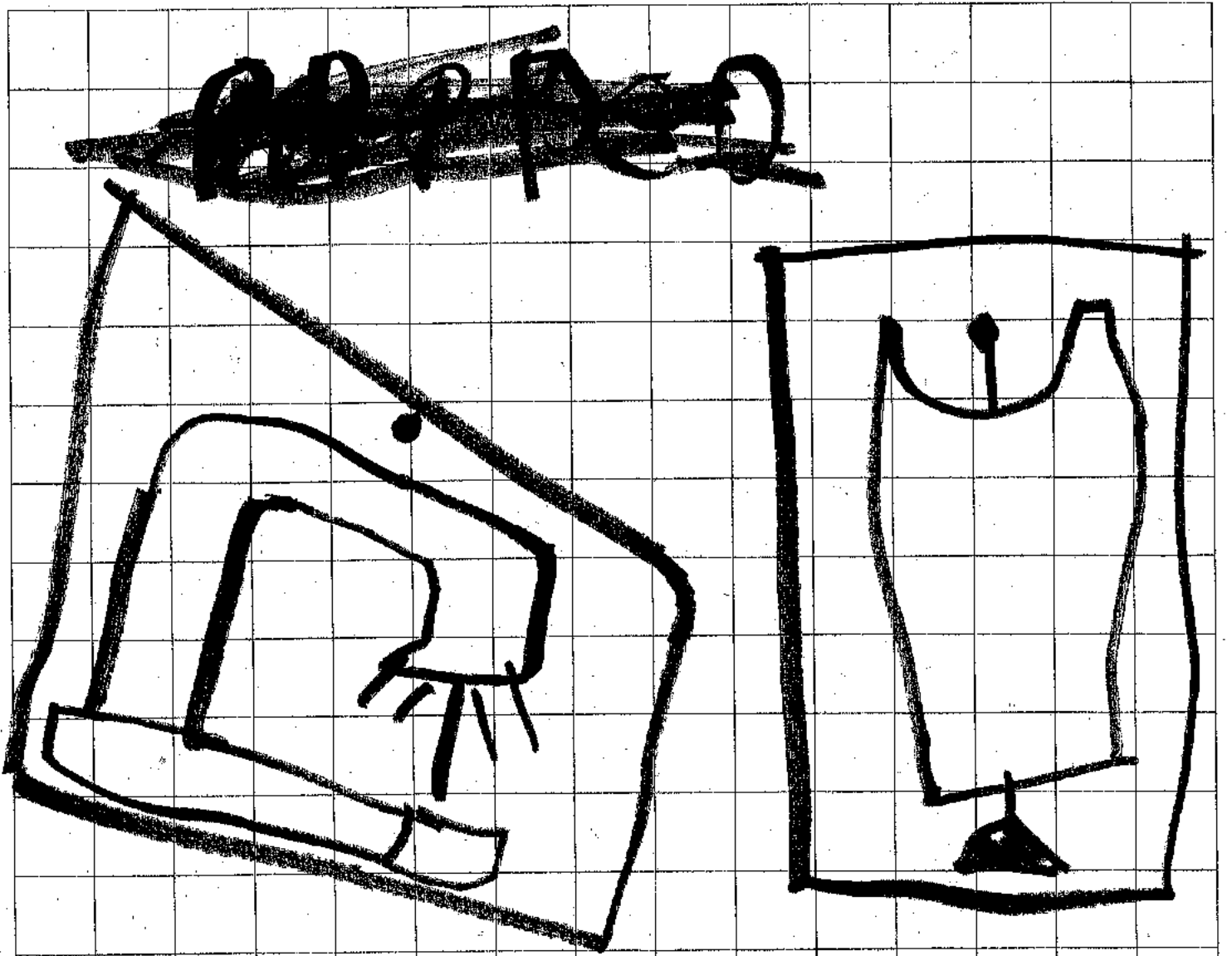


CAT EARS




mwww

Colette



PREPPED



LIGHTS

CAMAR ACTION!











# Henry's Fashion



details  
 the top of  
 the front  
 is a warm  
 color swirl  
 the front  
 bottom are  
 rainbow v's  
 while the back  
 is a solid

## materials



fabric

oil  
pastels



# About the Designer

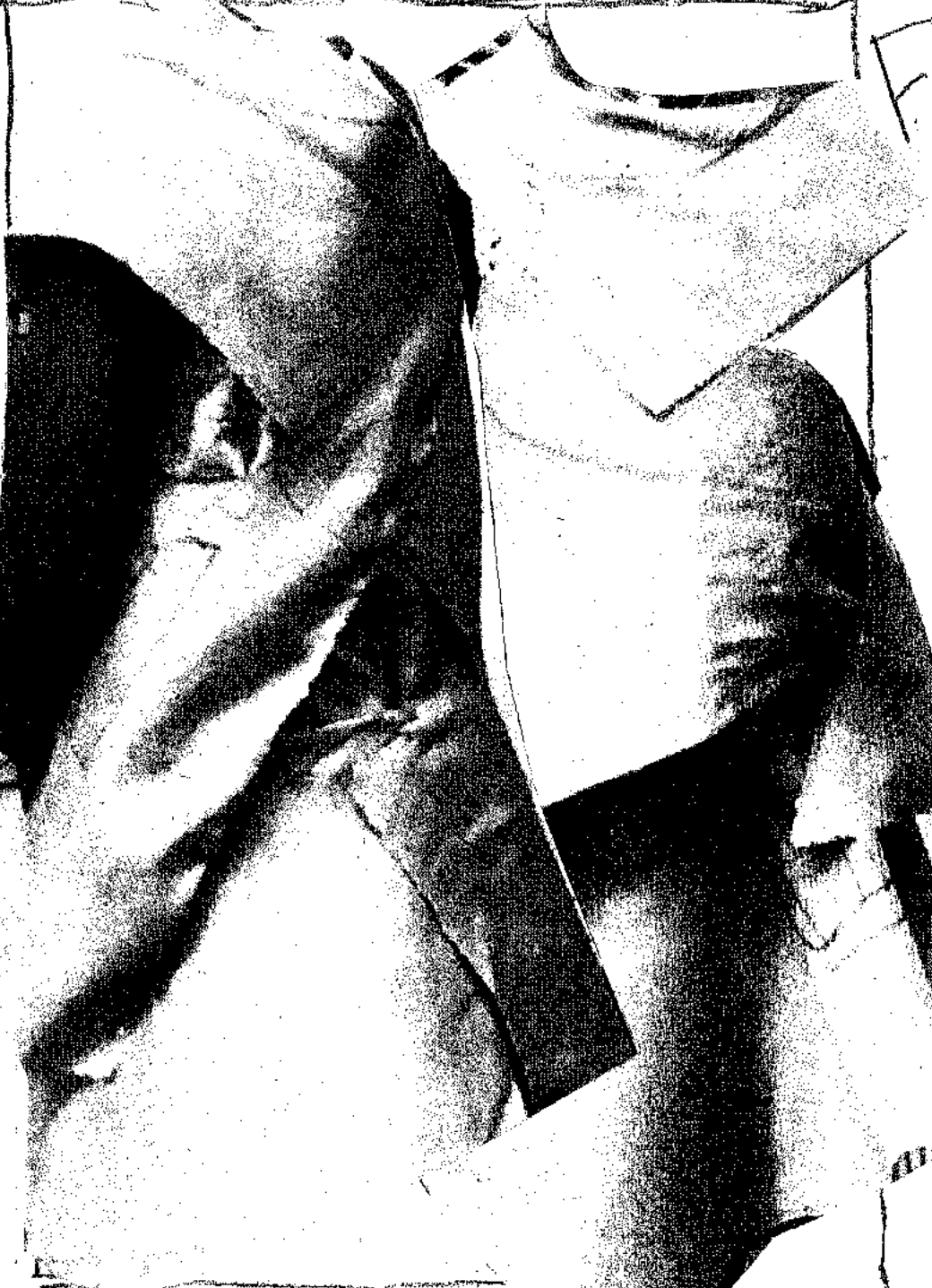
Name  
Henry  
Dore

Age  
7  $\frac{3}{4}$

Fun  
• He ~~likes~~ loves  
California  
• He wants to be a  
director

# Inspiration

1. Rainbow
2. Stripes
3. Queen's and King's Fashion
4. Sunset



Felicity  
Gupta

I used  
green and  
blue for the  
background  
and blue  
and white  
for the things  
that hang  
down from  
the sides.

I got the idea from my mom's  
cloths. I've always wanted to make  
an outfit like this, and I  
am happy that I have finally  
got the chance. -  
Felicity



# Luke's fashion materials:

---


1. Paper.

2. Paint

3. fabric

## Inspiration:

---



## How I made it:

---

I Put the Paper on the fabric and the I Paint the fabric.

all about + me .




I like donuts .

I like buterrflies .

I like baboons .

I like myself because

I l af





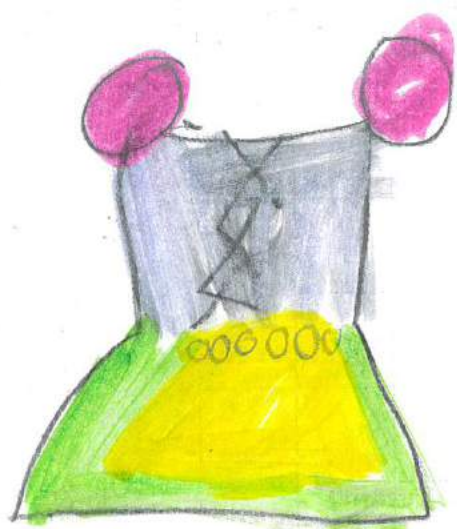






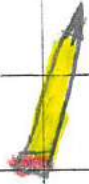
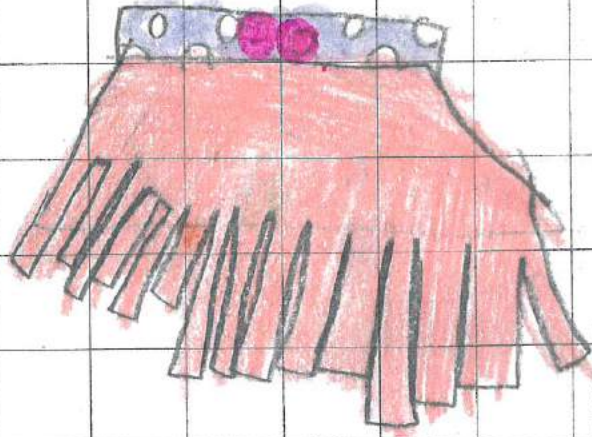


# ~~Rachel's~~ fashion way

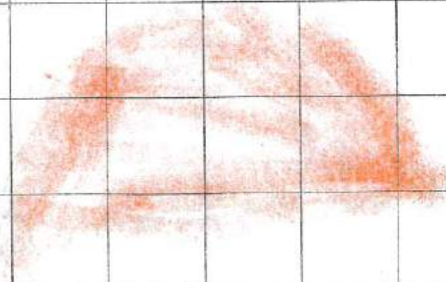
BY Rachel



# PaChel's Way of Fashion



the Pom Pom  
Skirt




- 1. thick fabric
- 2. dotted fabric
- 3. glue
- 4. clip or pins

step 1 cut the thick fabric into different sizes of strips step 2. stick them with glue into a skirt  
 step 3 wrap the dotted fabric on the top of the skirt ~~step 4 put a pom pom on the back~~  
~~step 4~~  
 Put 2 Pom Poms in the middle then wear it!

really cool

really fashionable

really pretty



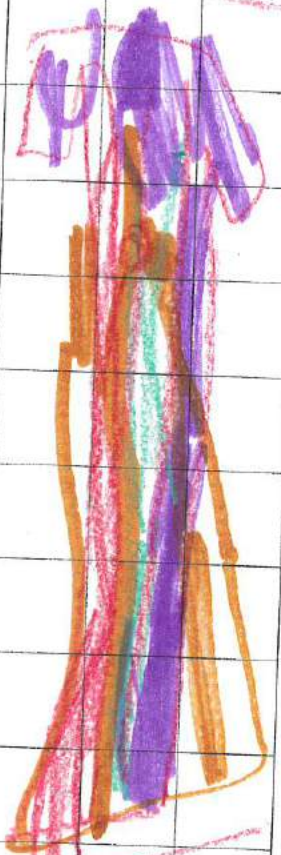




my Book  
By Sybil

# FASHION



# SYBIL'S FASHION



1. I used  
Pant  
For my  
tunic so  
that I  
could make  
fashion

2. But I  
did not use  
glue

3. My tunic  
is per

4. If you  
can  
make tunics  
good job









